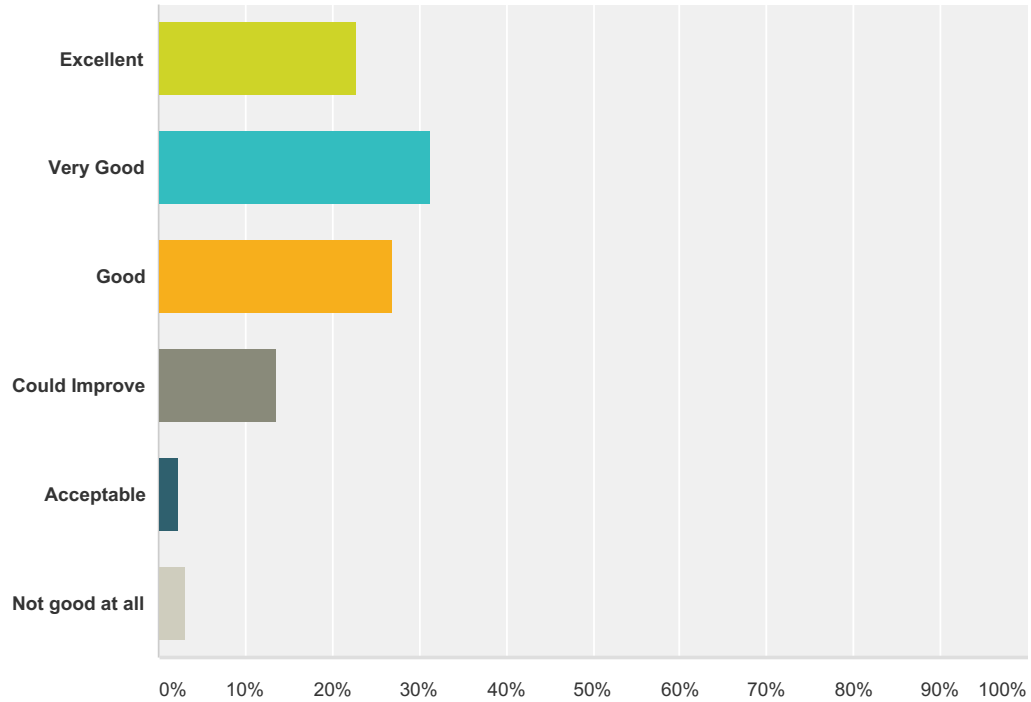


### Q1 How would you rate the content, layout and value for money of the Ferry Fair Programme?

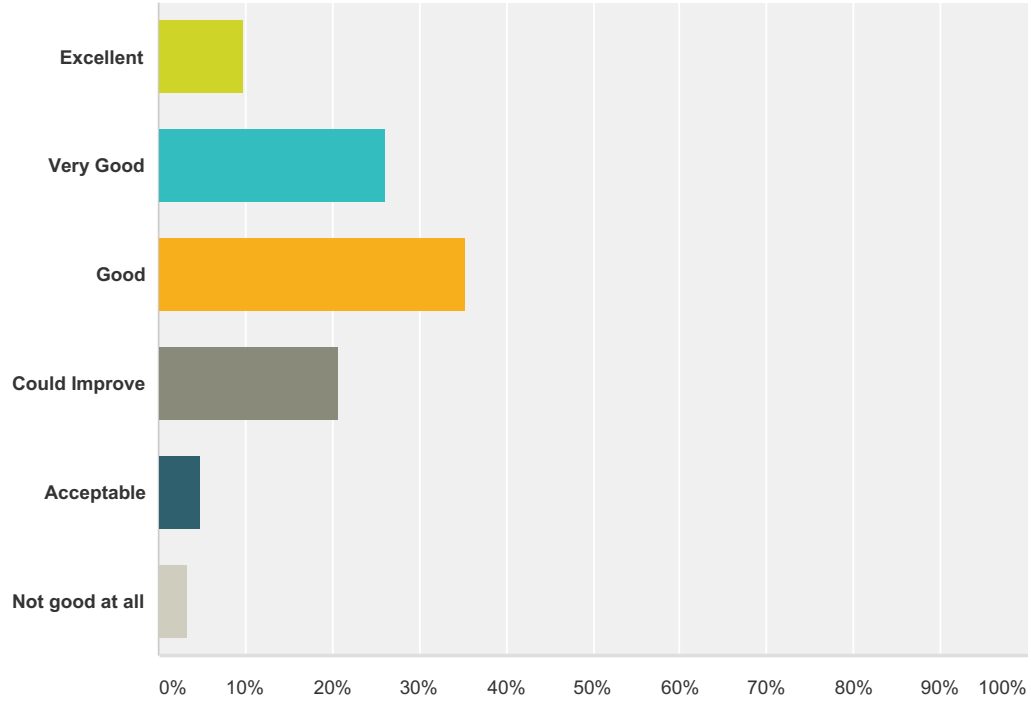
Answered: 256 Skipped: 1



Answer Choices	Responses
Excellent	22.66% 58
Very Good	31.25% 80
Good	26.95% 69
Could Improve	13.67% 35
Acceptable	2.34% 6
Not good at all	3.13% 8
<b>Total</b>	<b>256</b>

## Q2 How would you rate the content and layout of the Ferry Fair website and Facebook page?

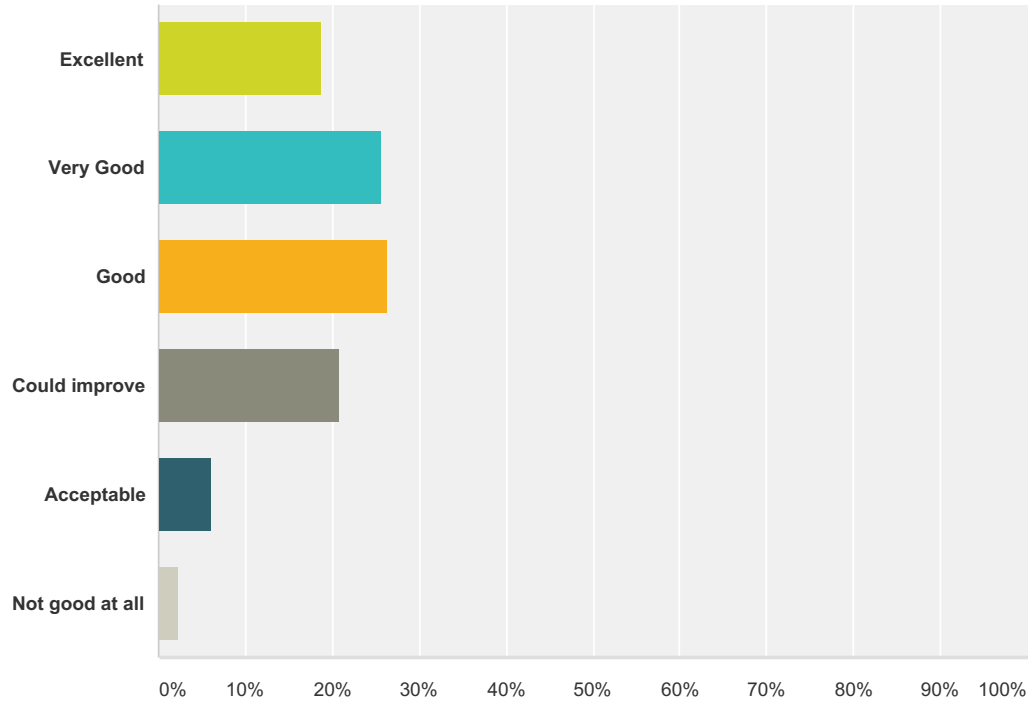
Answered: 246 Skipped: 11



Answer Choices	Responses
Excellent	9.76% 24
Very Good	26.02% 64
Good	35.37% 87
Could Improve	20.73% 51
Acceptable	4.88% 12
Not good at all	3.25% 8
<b>Total</b>	<b>246</b>

### Q3 How would you rate Ferry Fair Friday in terms of enjoyment of the events and organisation?

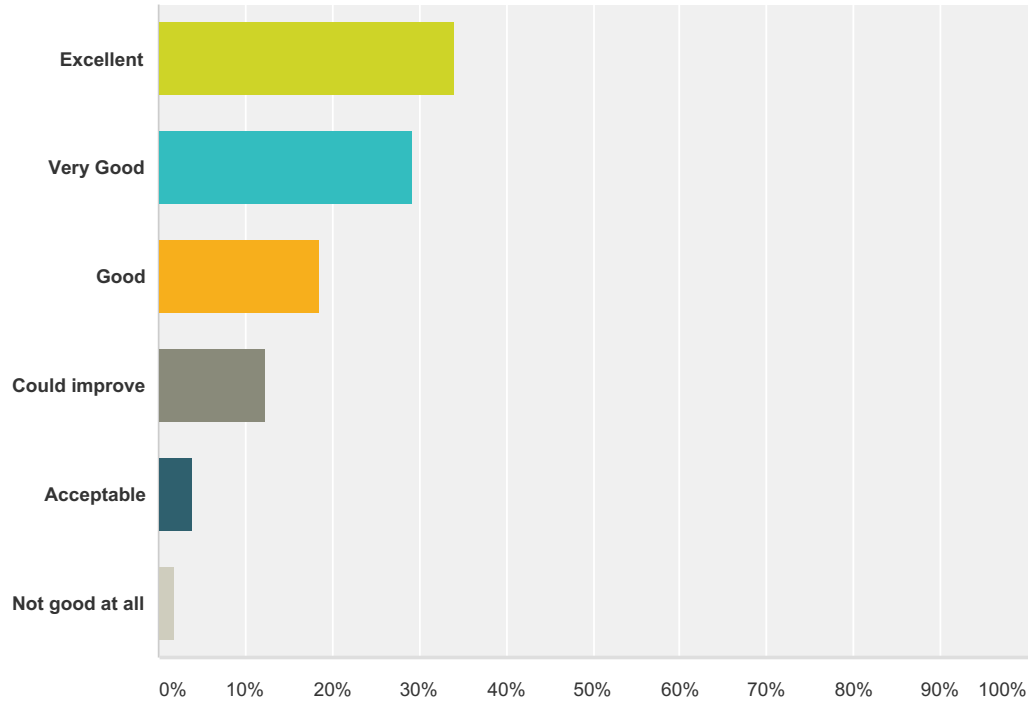
Answered: 250 Skipped: 7



Answer Choices	Responses
Excellent	18.80% 47
Very Good	25.60% 64
Good	26.40% 66
Could improve	20.80% 52
Acceptable	6.00% 15
Not good at all	2.40% 6
<b>Total</b>	<b>250</b>

### Q4 How would you rate Ferry Fair Day in terms of enjoyment of parade and organisation of parade?

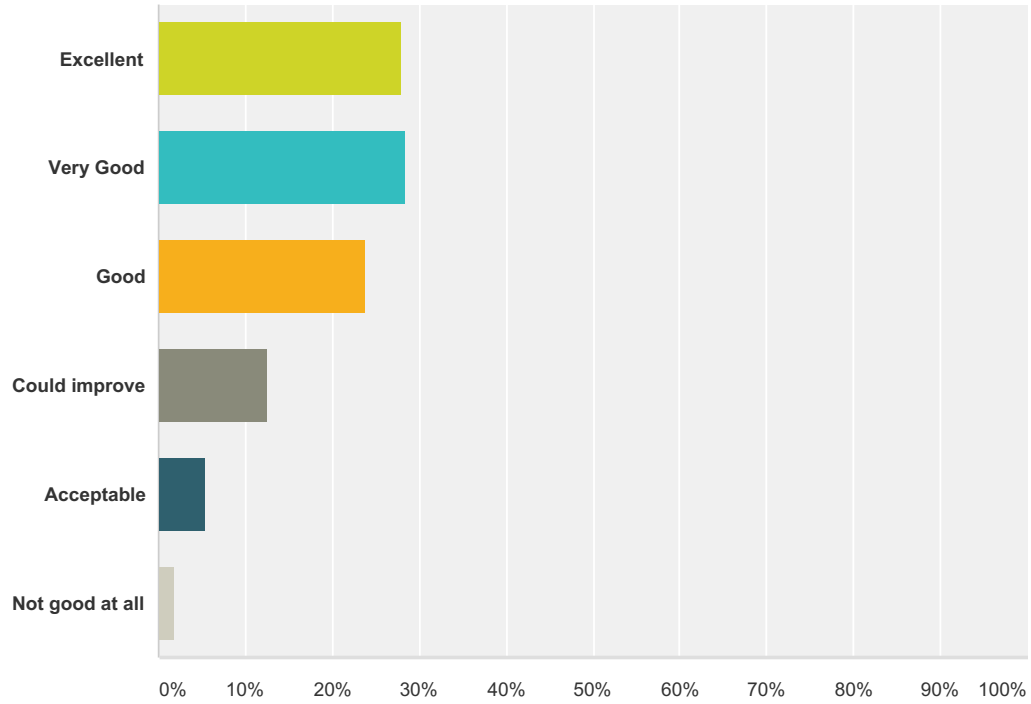
Answered: 253 Skipped: 4



Answer Choices	Responses
Excellent	33.99% 86
Very Good	29.25% 74
Good	18.58% 47
Could improve	12.25% 31
Acceptable	3.95% 10
Not good at all	1.98% 5
<b>Total</b>	<b>253</b>

### Q5 How would you rate Ferry Fair Day in terms of enjoyment of events on High Street and organisation?

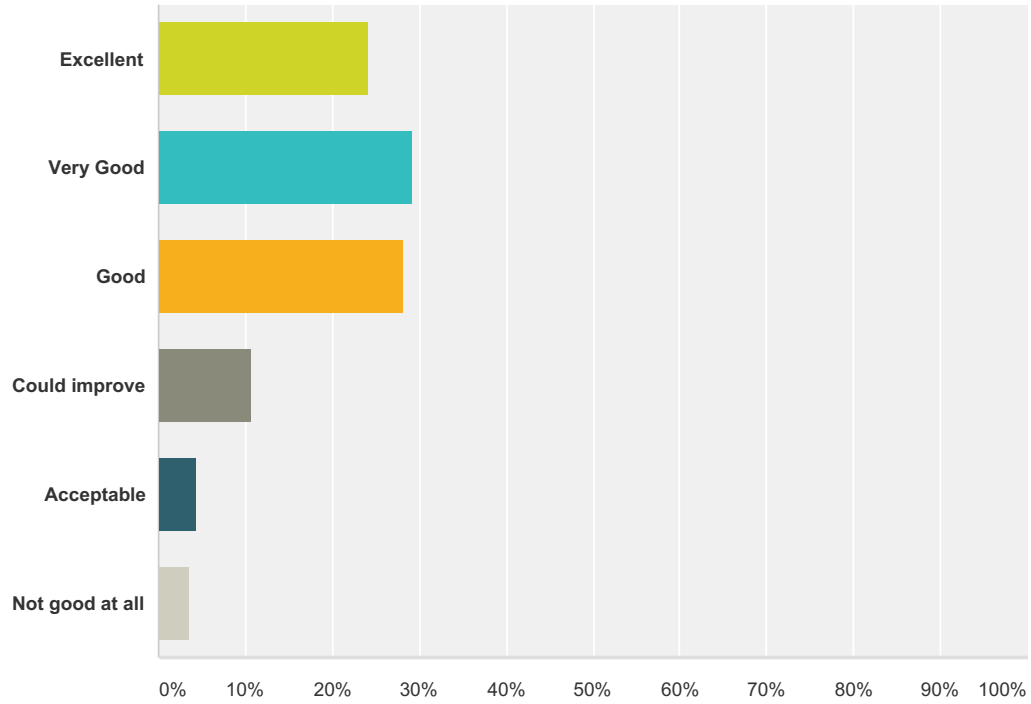
Answered: 257 Skipped: 0



Answer Choices	Responses
Excellent	28.02% 72
Very Good	28.40% 73
Good	23.74% 61
Could improve	12.45% 32
Acceptable	5.45% 14
Not good at all	1.95% 5
<b>Total</b>	<b>257</b>

### Q6 How would you rate Ferry Fair week overall in terms of enjoyment and organisation?

Answered: 256 Skipped: 1



Answer Choices	Responses
Excellent	24.22% 62
Very Good	29.30% 75
Good	28.13% 72
Could improve	10.55% 27
Acceptable	4.30% 11
Not good at all	3.52% 9
<b>Total</b>	<b>256</b>